

# PEM 6201

#607-1000

## CAST BRONZE BASES TO CONNECT DIRECTLY INTO FEMALE PIPE FITTINGS

PEM 6201 cast bronze base is designed for the mounting of PEM 6200 Series pool, drain or pump suction fixtures. The bases have outside (male) 4" NPS or BSP pipe thread for mounting into suitable pipe fitting. When used with a 4", 90 degrees pipe elbow, the lead out pipe can be installed into or just below the pool floor concrete. The pipe thread must be well sealed with suitable pipe thread sealant.



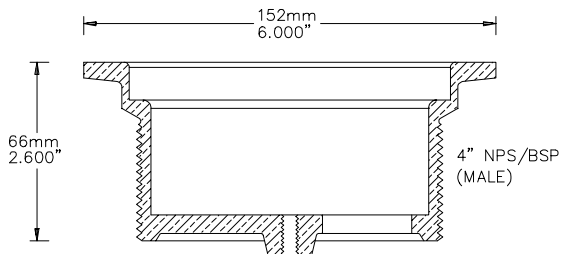
Top View

PEM 6201

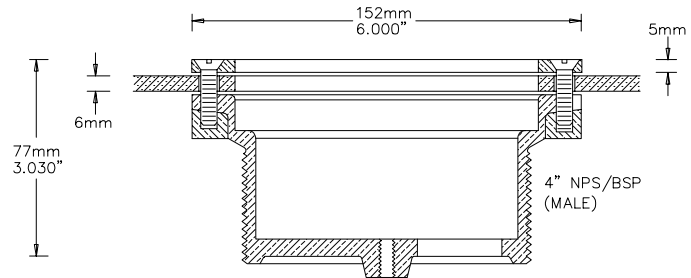


Side View

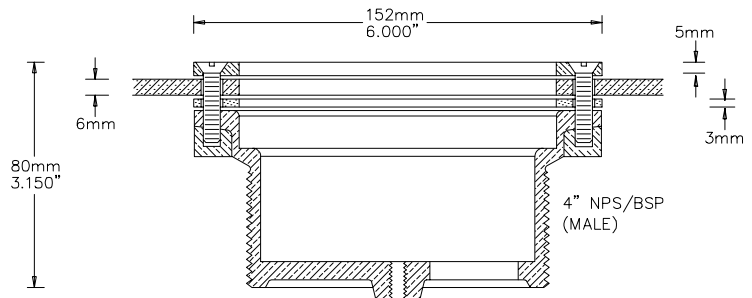
### STANDARD BASE (SLIP IN TOP)



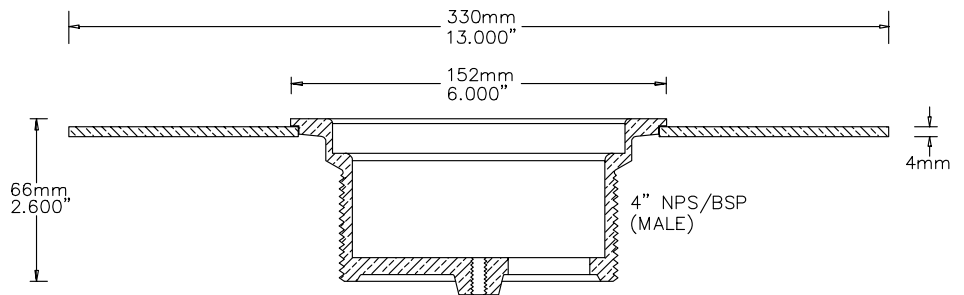
### -02 OPTION, (Add: /-02 TO # OF BASE) SURFACE MEMBRANE CLAMP



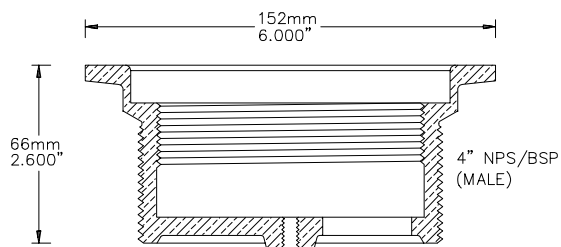
### -03 OPTION, (Add: /-03 TO # OF BASE) SURFACE LINER CLAMP



### --04 OPTION, (Add: /-04 TO # OF BASE) PUDDLE FLANGE



### -05 OPTION (Add: /-05 TO # OF BASE) THREADED TOP



**To specify & order a complete fixture:**  
**Base + Options + Fitting**  
**Example:**  
 To order PEM 6201, with threaded top,  
 Surface Liner Clamp and 6216 Fitting:  
**Specify: 6201/-3/-6216**