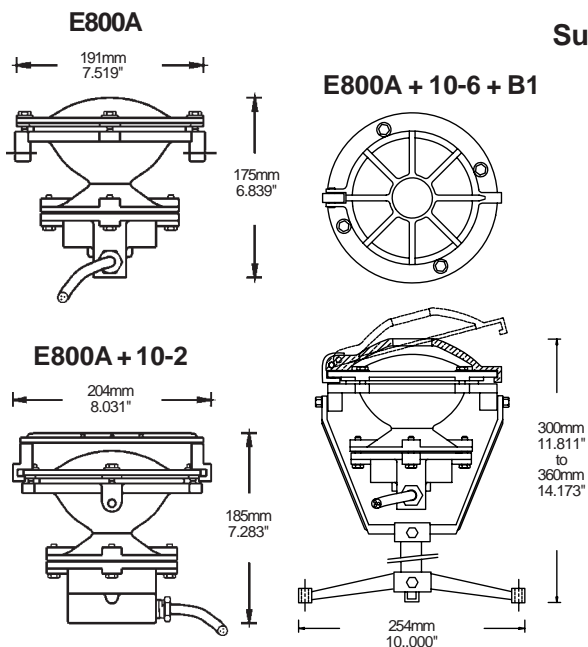


SUBMERSIBLE LIGHTFIXTURE **PEM E800**

Submersible Lightfixture with water cooled parabolic reflector for Quartz Halogen Lamps - 120V / 240V, 400W- 500W



APPROVALS
CSA - UL



E800A + B4

E800A + B1

LAMP, Quartz Halogen - OPTIONAL.
S & F, 120V / 240V, 400w - 500W, Mini Candelabra, T4-MC / E11 base .

CONSTRUCTION OF LIGHTFIXTURE:
FIXTURE HOUSING:

Cast Bronze. Stainless Steel fitted.
'S' and 'F' type fixtures have water cooled & chromed parabolic integral reflector.
'S' Option has polished reflector with concentrated beam output: Spot Light .
'F' Option has diffused output with better color rendition: Flood Light.

LAMP HOLDER:
T4-MC: 120V / 240V fixtures: Ceramic, mini-candelabra E11 screw base.

LENS: 143mm / 5.625" Diameter. See page 310.
STANDARD: Convex cast glass, heat resistant and tempered. Clear or 5 colors.
OPTIONAL: Convex Dichro Colour Lens, in 10 colours
OPTIONAL: Lens Shade for Dichro Colour Lens

LENS GASKET:
Custom molded U shaped made of material approved for the application.

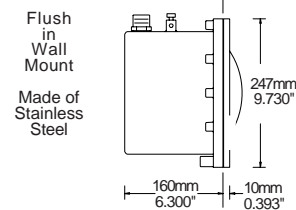
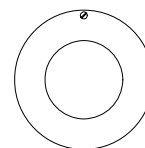
THERMAL CUT OFF:
Optional integral to protect cable entry, single cable fixtures only.

ELECTRICAL CABLE:
Approved for the purpose with integral epoxy encapsulated compression type cable entry in factory assembled fixtures.

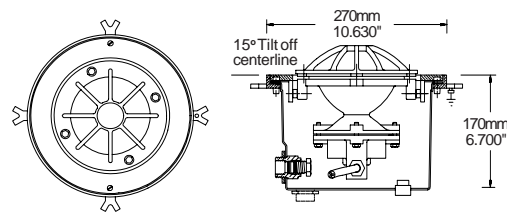
ROCKGUARD & LENS GUARD : OPTIONAL.

MOUNTING OPTIONS: OPTIONAL
CANDLE POWER with 500W / 120V lamp (In open air) 2m / 6.56 feet from clear lens.

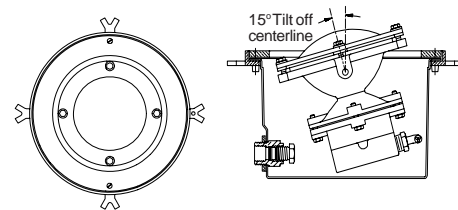
E800C WET NICHE



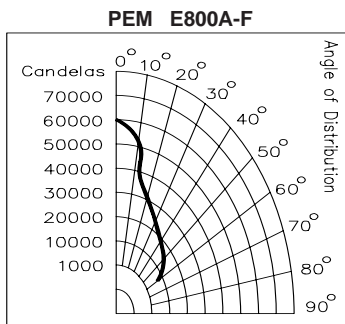
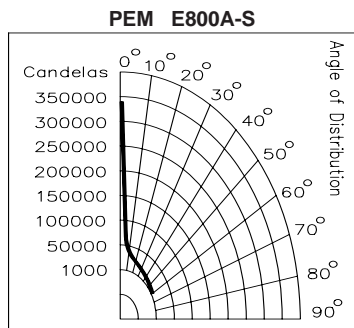
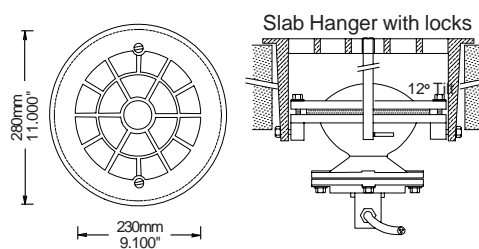
E 800A +10-7 + B46-1



E 800A + B46-1



E800A + B56-1A



PEM E800

2006-10

	SERIAL	PEM	CABLE	W.
	324-0000	Cat.	For LAMPS as indicated (Not Included)	Length & Size
			E800 FOR USE WITH 120V & 240V ONLY	
	FIXTURE, CONVEX LENS, NO STAND, WITH CABLE			
E800A	324-1000	E800A-S-1	UL/CSA-T4, MC, E11, 120V, 500W with	2.7m/9' x 16/3STWA/SOW
	324-2000	E800A-F-1	UL/CSA-T4, MC, E11, 120V, 500W with	2.7m/9' x 16/3STWA/SOW
	324-5002	E800A-S-4	T4, MC, E11, 240V, 500W with	2.7m x 3 x 1.5mm2
	324-5003	E800A-S-5	T4, MC, E11, 240V, 500W with	5.0m x 3 x 1.5mm2
	324-5004	E800A-S-6	T4, MC, E11, 240V, 500W with	10.0m x 3 x 1.5mm2
	324-7002	E800A-F-7	T4, MC, E11, 240V, 500W with	2.7m x 3 x 1.5mm2
	324-7003	E800A-F-8	T4, MC, E11, 240V, 500W with	5.0m x 3 x 1.5mm2
	324-7004	E800A-F-9	T4, MC, E11, 240V, 500W with	10.0m x 3 x 1.5mm2
			ADD ON TO STANDARD FIXTURES	
	391-2001	+/-30-2	#2A, 143mm Clear Flat Lens	Cat. Page 310/Web INDEX 6
	391-2000	+/-35-2-0000	#2, 143mm Flat Dichro Color Lens.	Cat. Page 310/Web INDEX 6
	332-3043	+/-0902	Flat Lens Adapter (Required for Flat Lenses)	
	391-0722	+/-05	Dichro Lens Shade	Clip On
E800A + B30-1	350-0003	+/-07	Thermal Cut Off for 120V / 240V only	Factory wired only
	350-0014	+/-10-2	Clip On Rockguard	
	350-0026	+/-10-6	Swing Up Rockguard	
	350-0029	+/-10-7	Lensguard (In Addition To Lightfixture Only)	
	350-0109	+/-B1	Tripod Stand, 40cm WD	
	350-0130	+/-B4	Ring Stand, 60cm WD	
	350-0290	+/-B7	Mounting Yoke	
	350-0330	+/-B46-1	Stainless Steel Niche	Requires extra cable length
	350-4330	+/-58-03	Tile Mask for B46-1 Niche	
	350-0320	+/-B30-0	B 30 Niche, Side Conduit, Brass fitted	Requires extra cable length
	350-0321	+/-B30-1	B 30 Niche, Side Conduit, St.St. fitted	Requires extra cable length
	350-0324	+/-B30-4	B 30 Niche, Bottom Conduit, Brass fitted	Requires extra cable length
	350-0325	+/-B30-5	B 30 Niche, Bottom Conduit, St.St. fitted	Requires extra cable length
	350-2310	+/-B56-1	Slab Hanger	
	350-2320	+/-B56-1A	Slab Hanger with Locks	
	350-2410	+/-B57-1	Waterfall Slab Hanger	
E800A + B46-1 (tilted)	350-2420	+/-B57-1A	Waterfall Slab Hanger with Locks	
	350-0733	+/-B23-6	Bracket for 6 Lights on 3" Pipe	1.0
	350-0734	+/-B23-7	Bracket for 6 Lights on 4" Pipe	1.6
	350-0742	+/-B23-2-1	16mm x 100mm Mounting Rod For B23	0.3
	350-0742	T301	Transformer 240V, 50Hzx12V/24V,300VA	CE, IP23
	E800A + B56-1			